


# WORLDWIDE PRODUCT BROCHURE 2K11

USA UK AUSTRALIA AUSTRIA BRAZIL CHILE CROATIA CZECH REPUBLIC DENMARK FINLAND GERMANY GREECE  
HUNGARY HONG KONG INDIA INDONESIA ITALY MALAYSIA MEXICO NEW ZEALAND NORWAY POLAND RUSSIA  
SLOVAKIA SLOVENIA SOUTH AFRICA SWEDEN SWITZERLAND THAILAND TURKEY UKRAINE

UK AND EUROPEAN EDITION

2K11






**WORLDWIDE  
PRODUCT BROCHURE  
2K11**

**KBC**  
THEDESIGNEDGE

UK AND EUROPEAN EDITION

# DESIGNEDGE





## THEDESIGNEDGE

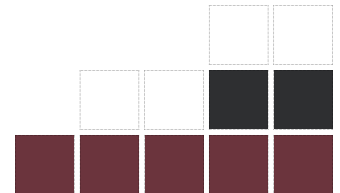
When you take the decision to invest in a KBC helmet, you are buying a unique piece of safety equipment from the Worlds most innovative helmet manufacturer. No other helmet brand looks or feels like a KBC; because no other helmet brand is created in the same way as a KBC.

Go into your local motorcycle store and our range is immediately identifiable with original shell styles, striking graphics and vibrant colourways giving KBC helmets real 'stand out' from the sea of other brands. Cover up the logo and you can still recognise a KBC helmet - try it.


Whilst KBC may be renowned for starting trends and fashions in the way helmets look; for us design is about much more than just eye candy. Our 'Design Edge' process connects creativity and innovation throughout every area of our Company.

This means the R&D team, stylists, engineering technologists, manufacturing experts and test lab technicians all work together as a fully integrated unit with a clear focus on delivering innovative products for the real people who will use them. The 'Design Edge' process enables KBC to bridge the gap between great idea and production reality giving you a performance edge which you simply cannot get elsewhere.

*'Design Edge' has enabled KBC to deliver many industry firsts. KBC were the first to offer chrome and matt finish helmets for example. Both incredibly difficult production processes pioneered by KBC and subsequently copied by everyone else.*



# COMPETITIVE EDGE



The Design edge gives KBC riders a competitive edge every weekend in many different sports globally.

On the tarmac KBC's most famous rider was Australian Matt Mladin. The former multiple AMA Superbike Champion chose KBC helmets to take him to seven AMA Superbike titles (no other rider has won more than three). Whilst the UK's most spectacular racers Chris Walker and Karl Harris also run KBC protection as does multiple TT winner Cameron Donald.

In the dirt KBC directly supports talent in both MX1 and MX2 classes in the ultra competitive Maxxis British Championships and Red Bull Pro Nationals. What you probably didn't know is that 75% of the Worlds leading MX helmet brands are also produced using KBC 'know how' at the company's own manufacturing facility.

KBC is also actively involved in cycling and especially the demanding World of downhill which is the perfect development sport as riders demand ever lighter yet stronger products.

From wheels to runners, KBC made Olympic history by winning gold in the Men's 4-man bobsled event at the 2010 Winter Olympics, whilst KBC's Canadian Women's team took Gold and Silver. KBC also supported the British 2 and 4-man team, the 2-woman team and the Korean Olympic bobsleigh squad.





**KBC**

THEDESIGNEDGE

# CONTENTS








## CONTENTS

<b>RACE WEAR</b>	10 - 11
VR-4R	12 - 15
VR-2R	16 - 19
<b>STREET WEAR</b>	20 - 21
XP3	22 - 23
VR-1X	24 - 25
VR	26 - 29
<b>SCOOTER WEAR</b>	30 - 31
JET	32 - 33
OSR	34 - 35
OFS	36 - 37
<b>DIRT WEAR</b>	38 - 39
PRO-X	40 - 41
SX-R	42 - 43
VMX	44 - 45
<b>K-SERIES GOGGLES / LENSES</b>	46 - 47
<b>CONTACT / DISTRIBUTORS</b>	50 - 51



**KBC**

THEDESIGNEDGE

UK AND EUROPEAN EDITION

# RACEWEAR

**VR-4R / VR-2R**

---





**KBC**  
THE DESIGN EDGE

UK AND EUROPEAN EDITION

# VR-4R



CARBON FIBRE

VR-4R

## CARBON FIBRE

### VR-4R PRODUCT SPECIFICATION

■ ULTRALITE, PRE-IMPREGNATED CARBON FIBRE HYBRID SHELL ■ AERODYNAMICALLY DESIGNED TO MINIMIZE DRAG AND LIFT ■ INTEGRATED SPOILER PROVIDES MAXIMUM STABILITY ■ DUAL LAYER EPS WITH INTEGRATED MULTI-POINT VENTILATION SYSTEM ■ PINLOCK® READY, FLAT 2.2MM SCRATCH RESISTANT VISOR ■ PERFECT SEAL RATCHET SYSTEM ■ ONE-TOUCH VISOR RELEASE SYSTEM ■ ULTRALUX, COMFORT FIT, SAVOIRE SUEDE FULLY REMOVABLE/WASHABLE LINER AND CHEEK PADS ■ CUSTOMISABLE INTERIOR FOR THE PERFECT FIT ■ BUILT-IN BREATH DEFLECTOR ■ REMOVABLE CHIN SPOILER ■ DOUBLE D-RING CHIN STRAP RETENTION SYSTEM ■ ACU GOLD APPROVED ■ MEETS OR EXCEEDS ECE R 22.05 STANDARD

VR-4R CARBON FIBRE / STAR HELMET SIZING CHART

SHELL	XXS	XS	S	M	L	XL	XXL
HAT SIZE	6 <sup>1/4</sup> -6 <sup>3/8</sup>	6 <sup>1/2</sup> -6 <sup>5/8</sup>	6 <sup>3/4</sup> -6 <sup>7/8</sup>	7-7 <sup>1/8</sup>	7 <sup>1/4</sup> -7 <sup>3/8</sup>	7 <sup>1/2</sup> -7 <sup>5/8</sup>	7 <sup>3/4</sup> -7 <sup>7/8</sup>
INCHES	20.1-20.5in	20.9-21.3in	21.7-22in	22.4-22.8in	23.2-23.6in	24-24.4in	24.8-25.2in
CM	51-52cm	53-54cm	55-56cm	57-58cm	59-60cm	61-62cm	63-64cm

**Proper Fitting.** To ensure the best possible fit, you should physically try the helmet on in the store prior to purchase, to find the exact size that best suits your head. To determine the proper fit of your helmet, measure our head size by passing a tape measure around your head approximately 2cm above the eyebrow line. Use the largest measurement from this process. Select the helmet size that closest matches the measurement.



BLACK/RED | BLACK/BLUE | BLACK/YELLOW |  
BLACK/GREEN | BLACK/WHITE

VR-4R

**STAR**



**PINLOCK**  
PERMANENTLY CLEAR

Pinlock ready to use system ensures your vision will always stay clear. The Pinlock insert lens is made specifically for each helmet, creating the best possible fit.



CLEAR

LIGHT TINT

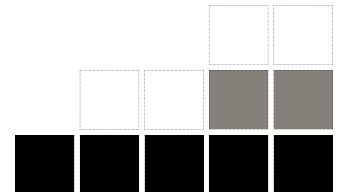
DARK TINT

YELLOW

ORANGE

CUSTOMISABLE PADDED LINER

The interior and cheek pads on this model are fully removable and interchangeable, in order to achieve the perfect comfort fit. Please contact your local stockist for further information.



# VR-4R



BLACK/BLUE/WHITE |  
BLACK/RED/WHITE | BLACK/WHITE/BLACK

VR-4R

## ZODIAC

### VR-4R PRODUCT SPECIFICATION

■ ULTRALITE, PRE-IMPREGNATED CARBON FIBRE HYBRID SHELL ■ AERODYNAMICALLY DESIGNED TO MINIMIZE DRAG AND LIFT ■ INTEGRATED SPOILER PROVIDES MAXIMUM STABILITY ■ DUAL LAYER EPS WITH INTEGRATED MULTI-POINT VENTILATION SYSTEM ■ PINLOCK® READY, FLAT 2.2MM SCRATCH RESISTANT VISOR ■ PERFECT SEAL RATCHET SYSTEM ■ ONE-TOUCH VISOR RELEASE SYSTEM ■ ULTRALUX, COMFORT FIT, SAVOIRE SUEDE FULLY REMOVABLE/WASHABLE LINER AND CHEEK PADS ■ CUSTOMISABLE INTERIOR FOR THE PERFECT FIT ■ BUILT-IN BREATH DEFLECTOR ■ REMOVABLE CHIN SPOILER ■ DOUBLE D-RING CHIN STRAP RETENTION SYSTEM ■ ACU GOLD APPROVED ■ MEETS OR EXCEEDS ECE R 22.05 STANDARD

VR-4R ZODIAC / GLOSS HELMET SIZING CHART

SHELL	XXS	XS	S	M	L	XL	XXL
HAT SIZE	6 <sup>1/4</sup> -6 <sup>3/8</sup>	6 <sup>1/2</sup> -6 <sup>5/8</sup>	6 <sup>3/4</sup> -6 <sup>7/8</sup>	7-7 <sup>1/8</sup>	7 <sup>1/4</sup> -7 <sup>3/8</sup>	7 <sup>1/2</sup> -7 <sup>5/8</sup>	7 <sup>3/4</sup> -7 <sup>7/8</sup>
INCHES	20.1-20.5in	20.9-21.3in	21.7-22in	22.4-22.8in	23.2-23.6in	24-24.4in	24.8-25.2in
CM	51-52cm	53-54cm	55-56cm	57-58cm	59-60cm	61-62cm	63-64cm

**Proper Fitting.** To ensure the best possible fit, you should physically try the helmet on in the store prior to purchase, to find the exact size that best suits your head. To determine the proper fit of your helmet, measure our head size by passing a tape measure around your head approximately 2cm above the eyebrow line. Use the largest measurement from this process. Select the helmet size that closest matches the measurement.

BLACK/BLUE/WHITE |  
BLACK/RED/WHITE | BLACK/WHITE/BLACK

VR-4R

**ZODIAC**



WHITE | BLACK

VR-4R

**GLOSS**



Pinlock ready to use system ensures your vision will always stay clear. The Pinlock insert lens is made specifically for each helmet, creating the best possible fit.



CLEAR

LIGHT TINT

DARK TINT

YELLOW

ORANGE

CUSTOMISABLE PADDED LINER

The interior and cheek pads on this model are fully removable and interchangeable, in order to achieve the perfect comfort fit. Please contact your local stockist for further information.



UK AND EUROPEAN EDITION

VR-2R



**CAMERON DONALD**  
RACE REPLICA



CAMERON DONALD | WALKER | HARRIS

VR-2R

**RACE REPLICA**

## VR-2R PRODUCT SPECIFICATION

■ TRI-COMP SHELL OF CARBON, KEVLAR AND GLASS FIBRE, CONSTRUCTED USING AN ADVANCED VACUUM LAMINATION SYSTEM ■ DUAL INTAKE VENTILATION SYSTEM (DIVS). AERODYNAMICALLY DESIGN INTEGRAL VENTILATION ■ QRV+ ONE STEP, TOOL FREE, QUICK RELEASE VISOR PLUS SYSTEM ■ PINLOCK® READY, FLAT 2.2MM SCRATCH RESISTANT VISOR ■ UNIQUE VISOR GUTTERING SYSTEM ■ ULTRALUX/SAVOIR SUEDE FULLY REMOVABLE/WASHABLE LINER AND CHEEK PADS ■ CUSTOMISABLE INTERIOR FOR THE PERFECT FIT ■ REMOVABLE CHIN SPOILER ■ DOUBLE D-RING CHIN STRAP RETENTION SYSTEM ■ ACU GOLD APPROVED ■ MEETS OR EXCEEDS ECE R 22.05 STANDARD

VR-2R RACE REPLICA / GRAFFITI / GUARDIAN HELMET SIZING CHART

SHELL	XXS	XS	S	M	L	XL	XXL
HAT SIZE	6 <sup>1/4</sup> -6 <sup>3/8</sup>	6 <sup>1/2</sup> -6 <sup>5/8</sup>	6 <sup>3/4</sup> -6 <sup>7/8</sup>	7-7 <sup>1/8</sup>	7 <sup>1/4</sup> -7 <sup>3/8</sup>	7 <sup>1/2</sup> -7 <sup>5/8</sup>	7 <sup>3/4</sup> -7 <sup>7/8</sup>
INCHES	20.1-20.5in	20.9-21.3in	21.7-22in	22.4-22.8in	23.2-23.6in	24-24.4in	24.8-25.2in
CM	51-52cm	53-54cm	55-56cm	57-58cm	59-60cm	61-62cm	63-64cm

**Proper Fitting.** To ensure the best possible fit, you should physically try the helmet on in the store prior to purchase, to find the exact size that best suits your head. To determine the proper fit of your helmet, measure our head size by passing a tape measure around your head approximately 2cm above the eyebrow line. Use the largest measurement from this process. Select the helmet size that closest matches the measurement.





**CHRIS WALKER**  
RACE REPLICA



**KARL HARRIS**  
RACE REPLICA



BLACK/MULTI

VR-2R

**GRAFFITI**



RED/BLACK/WHITE

VR-2R

**GUARDIAN**



Pinlock ready to use system ensures your vision will always stay clear. The Pinlock insert lens is made specifically for each helmet, creating the best possible fit.



CLEAR

LIGHT TINT


DARK TINT

YELLOW

ORANGE


CUSTOMISABLE PADDED LINER

The interior and cheek pads on this model are fully removable and interchangeable, in order to achieve the perfect comfort fit. Please contact your local stockist for further information.



UK AND EUROPEAN EDITION

**VR-2R**



MATT BLACK/GUN

VR-2R

**STEALTH II**



BLACK/RED

VR-2R

**ALIEN**

## VR-2R PRODUCT SPECIFICATION

■ TRI-COMP SHELL OF CARBON, KEVLAR AND GLASS FIBRE, CONSTRUCTED USING AN ADVANCED VACUUM LAMINATION SYSTEM ■ DUAL INTAKE VENTILATION SYSTEM (DIVS). AERODYNAMICALLY DESIGN INTEGRAL VENTILATION ■ QRV+ ONE STEP, TOOL FREE, QUICK RELEASE VISOR PLUS SYSTEM ■ PINLOCK® READY, FLAT 2.2MM SCRATCH RESISTANT VISOR ■ UNIQUE VISOR GUTTERING SYSTEM ■ ULTRALUX/SAVOIR SUEDE FULLY REMOVABLE/WASHABLE LINER AND CHEEK PADS ■ CUSTOMISABLE INTERIOR FOR THE PERFECT FIT ■ REMOVABLE CHIN SPOILER ■ DOUBLE D-RING CHIN STRAP RETENTION SYSTEM ■ ACU GOLD APPROVED ■ MEETS OR EXCEEDS ECE R 22.05 STANDARD

VR-2R STEALTH II / ALIEN / AFTERBURN / GLOSS HELMET SIZING CHART

SHELL	XXS	XS	S	M	L	XL	XXL
HAT SIZE	6 <sup>1/4</sup> -6 <sup>5/8</sup>	6 <sup>1/2</sup> -6 <sup>3/4</sup>	6 <sup>3/4</sup> -6 <sup>7/8</sup>	7-7 <sup>1/8</sup>	7 <sup>1/4</sup> -7 <sup>3/8</sup>	7 <sup>3/4</sup> -7 <sup>7/8</sup>	7 <sup>7/8</sup> -7 <sup>3/4</sup>
INCHES	20.1-20.5in	20.9-21.3in	21.7-22in	22.4-22.8in	23.2-23.6in	24-24.4in	24.8-25.2in
CM	51-52cm	53-54cm	55-56cm	57-58cm	59-60cm	61-62cm	63-64cm

**Proper Fitting.** To ensure the best possible fit, you should physically try the helmet on in the store prior to purchase, to find the exact size that best suits your head. To determine the proper fit of your helmet, measure our head size by passing a tape measure around your head approximately 2cm above the eyebrow line. Use the largest measurement from this process. Select the helmet size that closest matches the measurement.



WHITE/RED | WHITE/BLUE | WHITE/BLACK | WHITE/GREEN

VR-2R

## AFTERBURN



BLACK / WHITE

VR-2R


## GLOSS

**PINLOCK**  
 Pinlock ready to use system ensures your vision will always stay clear. The Pinlock insert lens is made specifically for each helmet, creating the best possible fit.

CLEAR    LIGHT TINT    DARK TINT    YELLOW    ORANGE

### CUSTOMISABLE PADDED LINER

The interior and cheek pads on this model are fully removable and interchangeable, in order to achieve the perfect comfort fit. Please contact your local stockist for further information.



UK AND EUROPEAN EDITION

# STREETWEAR

**XP-3 / VR-1X / VR**

---



**KBC**  
THEDESIGNEDGE

UK AND EUROPEAN EDITION

XP-3



BLACK/RED

XP-3

LADY KILLER II



GUN/MULTI

XP-3

VAMPIRE



BLACK/GREY/RED

XP-3

GALLANT

## XP-3 PRODUCT SPECIFICATION

■ FIBRE-COMP SHELL, UTILISING AN ADVANCED FORMULA OF FIBRE GLASS MATERIALS, AND ARAMID EPOXY RESINS ■ AIR-INTAKE VENTILATION SYSTEM (AIVS) ■ QRV TOOL FREE VISOR RELEASE SYSTEM ■ PINLOCK® READY, SCRATCH RESISTANT VISOR ■ DURALUX FULLY REMOVABLE/WASHABLE LINER AND CHEEK PADS ■ CUSTOMISABLE INTERIOR FOR THE PERFECT FIT ■ REMOVABLE CHIN SPOILER ■ DOUBLE D-RING CHIN STRAP RETENTION SYSTEM ■ ACU GOLD APPROVED ■ MEETS OR EXCEEDS ECE R 22.05 STANDARD

XP-3 LADYKILLER II / VAMPIRE / GALLANT / DOUBLE STROKE / UNION / GLOSS HELMET SIZING CHART

SHELL	XXS	XS	S	M	L	XL	XXL
HAT SIZE	6 <sup>1/4</sup> -6 <sup>3/8</sup>	6 <sup>1/2</sup> -6 <sup>5/8</sup>	6 <sup>3/4</sup> -6 <sup>7/8</sup>	7-7 <sup>1/8</sup>	7 <sup>1/4</sup> -7 <sup>3/8</sup>	7 <sup>1/2</sup> -7 <sup>5/8</sup>	7 <sup>3/4</sup> -7 <sup>7/8</sup>
INCHES	20.1-20.5in	20.9-21.3in	21.7-22in	22.4-22.8in	23.2-23.6in	24-24.4in	24.8-25.2in
CM	51-52cm	53-54cm	55-56cm	57-58cm	59-60cm	61-62cm	63-64cm

**Proper Fitting.** To ensure the best possible fit, you should physically try the helmet on in the store prior to purchase, to find the exact size that best suits your head. To determine the proper fit of your helmet, measure our head size by passing a tape measure around your head approximately 2cm above the eyebrow line. Use the largest measurement from this process. Select the helmet size that closest matches the measurement.



WHITE/RED | WHITE/BLACK

XP-3

## DOUBLE STROKE



BLACK/RED/BLUE

XP-3

## UNION



WHITE

XP-3

## GLOSS



Pinlock ready to use system ensures your vision will always stay clear. The Pinlock insert lens is made specifically for each helmet, creating the best possible fit.

CLEAR

LIGHT TINT

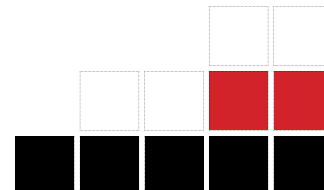
DARK TINT

YELLOW

ORANGE


### CUSTOMISABLE PADDED LINER

The interior and cheek pads on this model are fully removable and interchangeable, in order to achieve the perfect comfort fit. Please contact your local stockist for further information.



UK AND EUROPEAN EDITION

VR-1X



57



BLACK/RED/GOLD

VR-1X

**57 HOT ROD**

BLACK/WHITE

VR-1X

**CHIC DOT**

## VR-1X PRODUCT SPECIFICATION

■ FIBRE-COMP SHELL, UTILISING AN ADVANCED FORMULA OF FIBRE GLASS MATERIALS, AND ARAMID EPOXY RESINS ■ AIR-INTAKE VENTILATION SYSTEM (AIVS) ■ QRV TOOL FREE VISOR RELEASE SYSTEM ■ PINLOCK® READY, SCRATCH RESISTANT VISOR ■ DURALUX FULLY REMOVABLE/WASHABLE LINER AND CHEEK PADS ■ CUSTOMISABLE INTERIOR FOR THE PERFECT FIT ■ REMOVABLE CHIN SPOILER ■ DOUBLE D-RING CHIN STRAP RETENTION SYSTEM ■ ACU GOLD APPROVED ■ MEETS OR EXCEEDS ECE R 22.05 STANDARD

VR-1X 57 HOT ROD/ SUICIDE KING / CHIC DOT / TURBINE / TRIBAL / GLOSS HELMET SIZING CHART

SHELL	XXS	XS	S	M	L	XL	XXL
HAT SIZE	6 <sup>1/2</sup> -6 <sup>3/8</sup>	6 <sup>1/2</sup> -6 <sup>5/8</sup>	6 <sup>3/4</sup> -6 <sup>7/8</sup>	7-7 <sup>1/8</sup>	7 <sup>1/4</sup> -7 <sup>3/8</sup>	7 <sup>1/2</sup> -7 <sup>5/8</sup>	7 <sup>3/4</sup> -7 <sup>7/8</sup>
INCHES	20.1-20.5in	20.9-21.3in	21.7-22in	22.4-22.8in	23.2-23.6in	24-24.4in	24.8-25.2in
CM	51-52cm	53-54cm	55-56cm	57-58cm	59-60cm	61-62cm	63-64cm

**Proper Fitting.** To ensure the best possible fit, you should physically try the helmet on in the store prior to purchase, to find the exact size that best suits your head. To determine the proper fit of your helmet, measure our head size by passing a tape measure around your head approximately 2cm above the eyebrow line. Use the largest measurement from this process. Select the helmet size that closest matches the measurement.



VR-1X

BLACK/MULTI | WHITE/MULTI

# SUICIDE KING



VR-1X

WHITE / MULTI

# TURBINE



VR-1X

BLACK/SILVER/WHITE

# TRIBAL



VR-1X

BLACK | MATT WHITE |  
MATT BLACK

# GLOSS



Pinlock ready to use system ensures your vision will always stay clear. The Pinlock insert lens is made specifically for each helmet, creating the best possible fit.



CLEAR

LIGHT TINT

DARK TINT

YELLOW

ORANGE

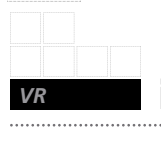

### CUSTOMISABLE PADDED LINER

The interior and cheek pads on this model are fully removable and interchangeable, in order to achieve the perfect comfort fit. Please contact your local stockist for further information.



UK AND EUROPEAN EDITION

VR



WHITE/BLACK/RED

VR

**i-BALL**



## VR PRODUCT SPECIFICATION

■ POWERCORE SHELL TECHNOLOGY. CONSTRUCTED USING A SPECIALLY SELECTED MIX OF ADVANCED IMPACT RESISTANT THERMO ALLOY RESINS, AND THE LATEST INJECTION MOULDING TECHNOLOGY ■ DUAL LAYER EPS WITH INTEGRATED AIR-INTAKE VENTILATION SYSTEM (AIVS) ■ PINLOCK® READY, FLAT 2.2MM SCRATCH RESISTANT VISOR ■ PERFECT SEAL RATCHET SYSTEM ■ ONE-TOUCH VISOR RELEASE SYSTEM ■ DURALUX FULLY REMOVABLE/WASHABLE LINER AND CHEEK PADS ■ CUSTOMISABLE INTERIOR FOR THE PERFECT FIT ■ REMOVABLE CHIN SPOILER ■ DOUBLE D-RING CHIN STRAP RETENTION SYSTEM ■ ACU GOLD APPROVED ■ MEETS OR EXCEEDS ECE R 22.05 STANDARD.

### VR i-BALL / ZERO HELMET SIZING CHART

SHELL	XXS	XS	S	M	L	XL	XXL
HAT SIZE	6 <sup>1/4</sup> -6 <sup>3/8</sup>	6 <sup>1/2</sup> -6 <sup>5/8</sup>	6 <sup>3/4</sup> -6 <sup>7/8</sup>	7-7 <sup>1/8</sup>	7 <sup>1/4</sup> -7 <sup>3/8</sup>	7 <sup>1/2</sup> -7 <sup>5/8</sup>	7 <sup>3/4</sup> -7 <sup>7/8</sup>
INCHES	20.1-20.5in	20.9-21.3in	21.7-22in	22.4-22.8in	23.2-23.6in	24-24.4in	24.8-25.2in
CM	51-52cm	53-54cm	55-56cm	57-58cm	59-60cm	61-62cm	63-64cm

**Proper Fitting.** To ensure the best possible fit, you should physically try the helmet on in the store prior to purchase, to find the exact size that best suits your head. To determine the proper fit of your helmet, measure our head size by passing a tape measure around your head approximately 2cm above the eyebrow line. Use the largest measurement from this process. Select the helmet size that closest matches the measurement.



WHITE/BLACK/BLACK | WHITE/BLACK/RED |  
 WHITE/BLACK/BLUE | WHITE/BLACK/GREEN |  
 WHITE/BLACK/YELLOW

VR

# ZERO



Pinlock ready to use system ensures your vision will always stay clear. The Pinlock insert lens is made specifically for each helmet, creating the best possible fit.



CLEAR

LIGHT TINT

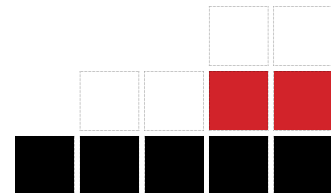
DARK TINT

YELLOW

ORANGE

## CUSTOMISABLE PADDED LINER

The interior and cheek pads on this model are fully removable and interchangeable, in order to achieve the perfect comfort fit. Please contact your local stockist for further information.



**VR**



WHITE/BLACK | WHITE/RED | WHITE/BLUE | WHITE/GREEN |  
WHITE/YELLOW

## LAGUNA II



### VR PRODUCT SPECIFICATION



■ POWERCORE SHELL TECHNOLOGY. CONSTRUCTED USING A SPECIALLY SELECTED MIX OF ADVANCED IMPACT RESISTANT THERMO ALLOY RESINS, AND THE LATEST INJECTION MOULDING TECHNOLOGY ■ DUAL LAYER EPS WITH INTEGRATED AIR-INTAKE VENTILATION SYSTEM (AIVS) ■ PINLOCK® READY, FLAT 2.2MM SCRATCH RESISTANT VISOR ■ PERFECT SEAL RATCHET SYSTEM ■ ONE-TOUCH VISOR RELEASE SYSTEM ■ DURALUX FULLY REMOVABLE/WASHABLE LINER AND CHEEK PADS ■ CUSTOMISABLE INTERIOR FOR THE PERFECT FIT ■ REMOVABLE CHIN SPOILER ■ DOUBLE D-RING CHIN STRAP RETENTION SYSTEM ■ ACU GOLD APPROVED ■ MEETS OR EXCEEDS ECE R 22.05 STANDARD

#### VR LAGUNA II / GLOSS HELMET SIZING CHART

SHELL	XXS	XS	S	M	L	XL	XXL
HAT SIZE	6 <sup>1/4</sup> -6 <sup>5/8</sup>	6 <sup>1/2</sup> -6 <sup>5/8</sup>	6 <sup>3/4</sup> -6 <sup>7/8</sup>	7-7 <sup>1/8</sup>	7 <sup>1/4</sup> -7 <sup>3/8</sup>	7 <sup>1/2</sup> -7 <sup>5/8</sup>	7 <sup>3/4</sup> -7 <sup>7/8</sup>
INCHES	20.1-20.5in	20.9-21.3in	21.7-22in	22.4-22.8in	23.2-23.6in	24-24.4in	24.8-25.2in
CM	51-52cm	53-54cm	55-56cm	57-58cm	59-60cm	61-62cm	63-64cm

**Proper Fitting.** To ensure the best possible fit, you should physically try the helmet on in the store prior to purchase, to find the exact size that best suits your head. To determine the proper fit of your helmet, measure our head size by passing a tape measure around your head approximately 2cm above the eyebrow line. Use the largest measurement from this process. Select the helmet size that closest matches the measurement.



BLACK | MATT BLACK | FLUO YELLOW

VR

**GLOSS**



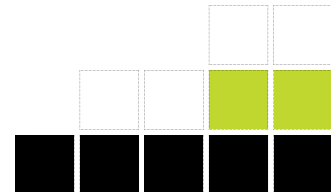

Pinlock ready to use system ensures your vision will always stay clear. The Pinlock insert lens is made specifically for each helmet, creating the best possible fit.



CLEAR      LIGHT TINT      DARK TINT      YELLOW      ORANGE

CUSTOMISABLE PADDED LINER

The interior and cheek pads on this model are fully removable and interchangeable, in order to achieve the perfect comfort fit. Please contact your local stockist for further information.



UK AND EUROPEAN EDITION

# SCOOTERWEAR





**JET/ OSR / OFS**

---

**KBC**  
THEDESIGNEDGE

UK AND EUROPEAN EDITION

**JET**



RED METALLIC | BLUE METALLIC | GOLD METALLIC

**JET**

**VINTAGE**

**JET PRODUCT SPECIFICATION**

- FIBRE-COMP SHELL, UTILISING AN ADVANCED FORMULA OF FIBRE GLASS MATERIALS, AND ARAMID EPOXY RESINS
- COOL-MAX INTERIOR, WITH LEATHER STYLE TRIM. FULLY REMOVABLE/WASHABLE
- STITCHED LEATHER STYLE BEADING ON VINTAGE METALLICS
- CUSTOMISABLE INTERIOR FOR THE PERFECT FIT
- LEATHER STYLE GOGGLE RETAINING STRAP
- DOUBLE D-RING CHIN STRAP RETENTION SYSTEM
- MEETS OR EXCEEDS ECE R 22.05 STANDARD





BLACK | MATT BLACK


JET

**SOLID**

JET VINTAGE / SOLID HELMET SIZING CHART

SHELL	XS	S	M	L	XL	XXL
HAT SIZE	6 <sup>1/2</sup> -6 <sup>3/8</sup>	6 <sup>3/4</sup> -6 <sup>1/8</sup>	7-7 <sup>1/8</sup>	7 <sup>1/4</sup> -7 <sup>3/8</sup>	7 <sup>1/2</sup> -7 <sup>5/8</sup>	7 <sup>3/4</sup> -7 <sup>7/8</sup>
INCHES	20.9-21.3in	21.7-22in	22.4-22.8in	23.2-23.6in	24-24.4in	24.8-25.2in
CM	53-54cm	55-56cm	57-58cm	59-60cm	61-62cm	63-64cm

**Proper Fitting.** To ensure the best possible fit, you should physically try the helmet on in the store prior to purchase, to find the exact size that best suits your head. To determine the proper fit of your helmet, measure our head size by passing a tape measure around your head approximately 2cm above the eyebrow line. Use the largest measurement from this process. Select the helmet size that closest matches the measurement.



OSR



## OSR PRODUCT SPECIFICATION

■ POWERCORE SHELL TECHNOLOGY. CONSTRUCTED USING A SPECIALLY SELECTED MIX OF ADVANCED IMPACT RESISTANT THERMO ALLOY RESINS, AND THE LATEST INJECTION MOULDING TECHNOLOGY ■ INTEGRAL RETRACTABLE SUN VISOR ■ AIR-INTAKE VENTILATION SYSTEM (AIVS) ■ SCRATCH RESISTANT VISOR ■ DURALUX FULLY REMOVABLE/WASHABLE LINER AND CHEEK PADS ■ CUSTOMISABLE INTERIOR FOR THE PERFECT FIT ■ MICROMETRIC BUCKLE CHIN STRAP RETENTION SYSTEM ■ MEETS OR EXCEEDS ECE R 22.05 STANDARD

OSR SOLIDS HELMET SIZING CHART


SHELL	XXS	XS	S	M	L	XL	XXL
HAT SIZE	6 <sup>1/4</sup> -6 <sup>3/8</sup>	6 <sup>1/2</sup> -6 <sup>5/8</sup>	6 <sup>3/4</sup> -6 <sup>7/8</sup>	7-7 <sup>1/8</sup>	7 <sup>1/4</sup> -7 <sup>3/8</sup>	7 <sup>1/2</sup> -7 <sup>5/8</sup>	7 <sup>3/4</sup> -7 <sup>7/8</sup>
INCHES	20.1-20.5in	20.9-21.3in	21.7-22in	22.4-22.8in	23.2-23.6in	24-24.4in	24.8-25.2in
CM	51-52cm	53-54cm	55-56cm	57-58cm	59-60cm	61-62cm	63-64cm

**Proper Fitting.** To ensure the best possible fit, you should physically try the helmet on in the store prior to purchase, to find the exact size that best suits your head. To determine the proper fit of your helmet, measure our head size by passing a tape measure around your head approximately 2cm above the eyebrow line. Use the largest measurement from this process. Select the helmet size that closest matches the measurement.



GLOSS WHITE | GLOSS BLACK | GLOSS SILVER | MATT BLACK

## OSR SOLIDS



OFS



BLACK/GOLD | WHITE/SILVER

OFS

## TIKI SKULL

### OFS PRODUCT SPECIFICATION

■ POWERCORE SHELL TECHNOLOGY. CONSTRUCTED USING A SPECIALLY SELECTED MIX OF ADVANCED IMPACT RESISTANT THERMO ALLOY RESINS, AND THE LATEST INJECTION MOULDING TECHNOLOGY ■ AIR-INTAKE VENTILATION SYSTEM (AIVS) ■ SCRATCH RESISTANT VISOR ■ DURALUX FULLY REMOVABLE/WASHABLE LINER AND CHEEK PADS ■ CUSTOMISABLE INTERIOR FOR THE PERFECT FIT ■ MICROMETRIC BUCKLE CHIN STRAP RETENTION SYSTEM ■ MEETS OR EXCEEDS ECE R 22.05 STANDARD

OFS TIKI SKULL / CHOCOLATE / AMERICANA / ENVY II / MATT HELMET SIZING CHART

SHELL	XXS	XS	S	M	L	XL	XXL
HAT SIZE	6 <sup>1/4</sup> -6 <sup>3/8</sup>	6 <sup>1/2</sup> -6 <sup>5/8</sup>	6 <sup>3/4</sup> -6 <sup>7/8</sup>	7-7 <sup>1/8</sup>	7 <sup>1/4</sup> -7 <sup>3/8</sup>	7 <sup>1/2</sup> -7 <sup>5/8</sup>	7 <sup>3/4</sup> -7 <sup>7/8</sup>
INCHES	20.1-20.5in	20.9-21.3in	21.7-22in	22.4-22.8in	23.2-23.6in	24-24.4in	24.8-25.2in
CM	51-52cm	53-54cm	55-56cm	57-58cm	59-60cm	61-62cm	63-64cm

**Proper Fitting.** To ensure the best possible fit, you should physically try the helmet on in the store prior to purchase, to find the exact size that best suits your head. To determine the proper fit of your helmet, measure our head size by passing a tape measure around your head approximately 2cm above the eyebrow line. Use the largest measurement from this process. Select the helmet size that closest matches the measurement.



MULTI

OFS

## CHOCOLATE



BLACK/GUN | BLACK/YELLOW | WHITE/PINK

OFS

## ENVY II



GLOSS BLACK / GLOSS WHITE / MATT BLACK

OFS

## SOLIDS



WHITE/RED/BLUE


OFS

## AMERICANA



UK AND EUROPEAN EDITION

# DIRTWEAR





**PRO-X / SX-R / VMX**

**kbc**  
THE DESIGN EDGE

UK AND EUROPEAN EDITION

**PRO-X**



WHITE/BLACK/BLUE

PRO-X

**HEAVEN & HELL**



GUN/GOLD/GREY

PRO-X

**CROWN**



WHITE/BLACK

PRO-X

**TATTOO STRIP**

## PRO-X PRODUCT SPECIFICATION

■ ULTRALITE, PRE-IMPREGNATED CARBON FIBRE HYBRID SHELL ■ DUAL LAYER EPS WITH INTEGRATED MULTI-POINT VENTILATION SYSTEM ■ CLEANER-COOL, COMFORT FIT, SAVOIRE SUEDE FULLY REMOVABLE/WASHABLE LINER AND CHEEK PADS ■ CUSTOMISABLE INTERIOR FOR THE PERFECT FIT ■ DOUBLE D-RING CHIN STRAP RETENTION SYSTEM ■ ACU GOLD APPROVED ■ MEETS OR EXCEEDS ECE R 22.05 STANDARD.

PRO-X HEAVEN & HELL / CROWN / GLOSS / TATTOO STRIP HELMET SIZING CHART

SHELL	XXS	XS	S	M	L	XL	XXL
HAT SIZE	6 <sup>1/4</sup> -6 <sup>3/8</sup>	6 <sup>1/2</sup> -6 <sup>5/8</sup>	6 <sup>3/4</sup> -6 <sup>7/8</sup>	7-7 <sup>1/8</sup>	7 <sup>1/4</sup> -7 <sup>3/8</sup>	7 <sup>1/2</sup> -7 <sup>5/8</sup>	7 <sup>3/4</sup> -7 <sup>7/8</sup>
INCHES	20.1-20.5in	20.9-21.3in	21.7-22in	22.4-22.8in	23.2-23.6in	24-24.4in	24.8-25.2in
CM	51-52cm	53-54cm	55-56cm	57-58cm	59-60cm	61-62cm	63-64cm

**Proper Fitting.** To ensure the best possible fit, you should physically try the helmet on in the store prior to purchase, to find the exact size that best suits your head. To determine the proper fit of your helmet, measure our head size by passing a tape measure around your head approximately 2cm above the eyebrow line. Use the largest measurement from this process. Select the helmet size that closest matches the measurement.





WHITE

PRO-X

**GLOSS**



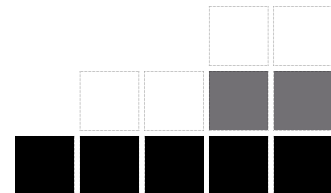
BLACK/BLUE/RED

PRO-X

**SKETCHY**

**CUSTOMISABLE PADDED LINER**

The interior and cheek pads on this model are fully removable and interchangeable, in order to achieve the perfect comfort fit. Please contact your local stockist for further information.



UK AND EUROPEAN EDITION

**SX-R**



BLACK/RED/GOLD

SX-R

**KING**

**SX-R PRODUCT SPECIFICATION**

■ FIBRE-COMP SHELL, UTILISING AN ADVANCED FORMULA OF FIBRE GLASS MATERIALS, AND ARAMID EPOXY RESINS ■ MULTI-POINT VENTILATION SYSTEM ■ FULLY ADJUSTABLE PEAK WITH ANODISED HARDWARE ■ REMOVABLE NOSE GUARD ■ DURALUX, FULLY REMOVABLE/WASHABLE LINER AND CHEEK PADS ■ CUSTOMISABLE INTERIOR FOR THE PERFECT FIT ■ DOUBLE D-RING CHIN STRAP RETENTION SYSTEM ■ ACU GOLD APPROVED ■ MEETS OR EXCEEDS ECE R 22.05 STANDARD

BLACK/WHITE/BLUE

SX-R

**WORDSTRIP**

SX-R KING / WORDSTRIP / PRIDE & GLORY / PHATWALL HELMET SIZING CHART

SHELL	XXS	XS	S	M	L	XL	XXL
HAT SIZE	6 <sup>1/4</sup> -6 <sup>3/8</sup>	6 <sup>1/2</sup> -6 <sup>5/8</sup>	6 <sup>3/4</sup> -6 <sup>7/8</sup>	7-7 <sup>1/8</sup>	7 <sup>1/4</sup> -7 <sup>3/8</sup>	7 <sup>1/2</sup> -7 <sup>5/8</sup>	7 <sup>3/4</sup> -7 <sup>7/8</sup>
INCHES	20.1-20.5in	20.9-21.3in	21.7-22in	22.4-22.8in	23.2-23.6in	24-24.4in	24.8-25.2in
CM	51-52cm	53-54cm	55-56cm	57-58cm	59-60cm	61-62cm	63-64cm

**Proper Fitting.** To ensure the best possible fit, you should physically try the helmet on in the store prior to purchase, to find the exact size that best suits your head. To determine the proper fit of your helmet, measure our head size by passing a tape measure around your head approximately 2cm above the eyebrow line. Use the largest measurement from this process. Select the helmet size that closest matches the measurement.



BLACK/RED/WHITE

SX-R

# PRIDE & GLORY



RED | BLUE | BLACK | HOT PINK


SX-R

# PHATWALL




### CUSTOMISABLE PADDED LINER

The interior and cheek pads on this model are fully removable and interchangeable, in order to achieve the perfect comfort fit. Please contact your local stockist for further information.



VMX



BLACK/YELLOW

VMX

ROCKET



## VMX PRODUCT SPECIFICATION

- POWERCORE SHELL TECHNOLOGY. CONSTRUCTED USING A SPECIALLY SELECTED MIX OF ADVANCED IMPACT RESISTANT THERMO ALLOY RESINS, AND THE LATEST INJECTION MOULDING TECHNOLOGY
- MULTI-POINT VENTILATION SYSTEM ■ FULLY ADJUSTABLE PEAK WITH ANODISED HARDWARE ■ DURALUX, FULLY REMOVABLE/WASHABLE LINER AND CHEEK PADS ■ CUSTOMISABLE INTERIOR FOR THE PERFECT FIT ■ DOUBLE D-RING CHIN STRAP RETENTION SYSTEM ■ ACU GOLD APPROVED ■ MEETS OR EXCEEDS ECE R 22.05 STANDARD.

VMX ROCKET / LIGHTNING HELMET SIZING CHART

SHELL	XXS	XS	S	M	L	XL	XXL
HAT SIZE	6 <sup>1/4</sup> -6 <sup>5/8</sup>	6 <sup>1/2</sup> -6 <sup>5/8</sup>	6 <sup>3/4</sup> -6 <sup>7/8</sup>	7-7 <sup>1/8</sup>	7 <sup>1/4</sup> -7 <sup>3/8</sup>	7 <sup>1/2</sup> -7 <sup>5/8</sup>	7 <sup>3/4</sup> -7 <sup>7/8</sup>
INCHES	20.1-20.5in	20.9-21.3in	21.7-22in	22.4-22.8in	23.2-23.6in	24-24.4in	24.8-25.2in
CM	51-52cm	53-54cm	55-56cm	57-58cm	59-60cm	61-62cm	63-64cm

**Proper Fitting.** To ensure the best possible fit, you should physically try the helmet on in the store prior to purchase, to find the exact size that best suits your head. To determine the proper fit of your helmet, measure our head size by passing a tape measure around your head approximately 2cm above the eyebrow line. Use the largest measurement from this process. Select the helmet size that closest matches the measurement.



VMX

## JUNIOR SIZES

JNR VMX ROCKET / LIGHTNING HELMET SIZING CHART

SHELL	KS	KM	KL
CM	48cm	50cm	52cm

**PLEASE NOTE.**  
All helmets shown on this page are available in the Junior sizes shown above. **Lightning Black/Yellow and Black/Green are NOT available in Junior sizes.**



VMX


BLACK/RED | BLACK/BLUE | BLACK/GUN | BLACK/YELLOW |  
BLACK/GREEN

## LIGHTNING



### CUSTOMISABLE PADDED LINER

The interior and cheek pads on this model are fully removable and interchangeable, in order to achieve the perfect comfort fit. Please contact your local stockist for further information.



UK AND EUROPEAN EDITION

# ACCESSORIES



## KBC ACCESSORIES

■ K-SERIES TACTICAL FRAME, WITH OUTRIGGERS DESIGNED TO MAINTAIN OPTIMUM PRESSURE DISTRIBUTION, AND CREATE A COMPLETE SEAL AROUND THE RIDERS FACE ■ TRI-DENSITY FOAM, TO PREVENT SWEAT FROM ENTERING THE GOGGLE ■ CONTOUR MOULDED FOAM CREATES OPTIMUM ERGONOMICS BETWEEN THE RIDERS FACE AND THE GOGGLE ■ HIGH QUALITY ADJUSTABLE WOVEN STRAP ■ SILICONE BEADING ON STRAP DESIGNED TO GRIP THE HELMET SHELL ■ TEAR-OFF READY LENS ■ INCLUDES SOFT POUCH



RED FADE | BLUE FADE |  
MATT BLACK | CARBON | SNOW CAMO

**K-SERIES**

## **K-SERIES GOGGLES**

K-SERIES GOGGLE

**K-SERIES**


# LENSES AND TEAR OFFS




DUAL LENS



TEAR OFFS



# 2K11







**KBC**  
THEDESIGNEDGE

UK AND EUROPEAN EDITION

# CONTACT





# KBC EUROPE LTD

Units 1 & 2 Blakenhall Farm, Cauldwell, Swadlincote,  
Derbyshire, DE12 6RU, United Kingdom

T: 0044 (0) 1283 763120

F: 0044 (0) 1283 763121

E: [sales@kbchelmets.co.uk](mailto:sales@kbchelmets.co.uk)

[www.kbchelmets.co.uk](http://www.kbchelmets.co.uk)

## EUROPEAN DISTRIBUTORS

### Austria

Two Wheels HandelsgesmbH  
+43 722 963 40012  
[office@twowheels.at](mailto:office@twowheels.at)  
[www.twowheels.at](http://www.twowheels.at)

### Croatia

Moto Oprema d.o.o.  
+385 1 3768 232  
[info@moto-oprema.hr](mailto:info@moto-oprema.hr)  
[www.moto-oprema.hr](http://www.moto-oprema.hr)

### Czech Republic

Mojemotorka CZ s.r.o.  
+420 568 838259  
[www.meteorsport.cz](http://www.meteorsport.cz)

### Denmark

T. Hansen Gruppen A/S  
+45 63 41 69 00  
[thansen@thansen.dk](mailto:thansen@thansen.dk)  
[www.thansen.dk](http://www.thansen.dk)

### Finland

oy Duell Bike ab  
+358 6 322 7500  
[info@duell.fi](mailto:info@duell.fi)  
[www.duell.fi](http://www.duell.fi)

### Germany

Two Wheels HandelsgesmbH  
+43 722 963 40012  
[office@twowheels.at](mailto:office@twowheels.at)  
[www.twowheels.at](http://www.twowheels.at)

### Greece

Vellis Anastasios & CO E.E  
+30 210 8547681  
[www.motofashion.gr](http://www.motofashion.gr)

### Hungary

S.F.P Kft  
+36 209 982215  
[www.superzone.hu](http://www.superzone.hu)

### Italy

2Com Srl  
+39 0444 971708  
[info@2comsrl.it](mailto:info@2comsrl.it)  
[www.2comsrl.it](http://www.2comsrl.it)

### Norway

Bullfighter AS  
+47 21 66 30 90  
[www.bullfighter.no](http://www.bullfighter.no)

### Poland

Powerbike Sp.  
+48 61 65 35 776  
[info@powerbike.pl](mailto:info@powerbike.pl)  
[www.powerbike.pl](http://www.powerbike.pl)

### Russia

Seven Auto  
+7 495 901 91 77  
[info@seven-auto.ru](mailto:info@seven-auto.ru)  
[www.seven-auto.ru](http://www.seven-auto.ru)

### Slovakia

Two Wheels HandelsgesmbH  
+43 722 963 40012  
[office@twowheels.at](mailto:office@twowheels.at)  
[www.twowheels.at](http://www.twowheels.at)

### Slovenia

Two Wheels HandelsgesmbH  
+43 722 963 40012  
[office@twowheels.at](mailto:office@twowheels.at)  
[www.twowheels.at](http://www.twowheels.at)

### Sweden

PMC Bike AB  
+46 171 82271  
[www.pmbike.se](http://www.pmbike.se)

### Switzerland

Geri Handels AG  
+41 33 359 33 59  
[info@mototrend.ch](mailto:info@mototrend.ch)  
[www.mototrend.ch](http://www.mototrend.ch)

### Turkey

Motota A.S  
+90 216 347 13 00  
[info@mototas.com.tr](mailto:info@mototas.com.tr)  
[www.mototas.com.tr](http://www.mototas.com.tr)

### Ukraine

Two Wheels HandelsgesmbH  
+43 722 963 40012  
[office@twowheels.at](mailto:office@twowheels.at)  
[www.twowheels.at](http://www.twowheels.at)

### United Kingdom

Motodirect Ltd  
+44 1773 864420  
[sales@moto-direct.com](mailto:sales@moto-direct.com)  
[www.moto-direct.com](http://www.moto-direct.com)

# KBC AMERICA INC

2830 N. Ontario St. Burbank, CA 91504 USA

T: 001.818.526.7771

F: 001.818.526.7766

E: [sales@kbchelmet.com](mailto:sales@kbchelmet.com)

[www.kbchelmet.com](http://www.kbchelmet.com)

## WORLDWIDE DISTRIBUTORS

### Australia

Monza Imports  
+61 03 8327 8899  
[info@monzaimports.com.au](mailto:info@monzaimports.com.au)  
[www.monzaimports.com.au](http://www.monzaimports.com.au)

### Brazil

Silva Mattos & CIA. LTDA  
+55 11 4793 5500  
[www.silvamattos.com.br](http://www.silvamattos.com.br)

### Hong Kong

Grand International Trading  
+852 2380 1843

### India

Performance Racing Store  
+91 022 23526038  
[sales@performanceracingstore.net](mailto:sales@performanceracingstore.net)  
[www.performanceracingstore.net](http://www.performanceracingstore.net)

### Indonesia

PT. Central Sole Agency  
+62 021 86610999

### Malaysia

AidiMack Enterprise  
+603 4256 0700

### Mexico

Mirazen  
+52 5255 1165 8197

### New Zealand

Nationwide Accessories  
(Wholesale) Ltd  
+64 07 847 5189  
[gear@nwa.co.nz](mailto:gear@nwa.co.nz)  
[www.nwa.co.nz](http://www.nwa.co.nz)

### South Africa

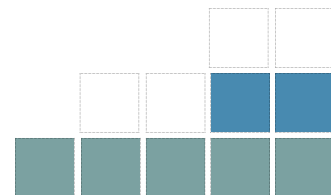
TRP  
+61 2711 465 1336  
[pro@iafrica.com](mailto:pro@iafrica.com)

### Thailand

Dirt Shop  
Performance Product  
+66 0 2322 1441  
[dirtshop@dirtshopthailand.com](mailto:dirtshop@dirtshopthailand.com)  
[www.dirtshopthailand.com](http://www.dirtshopthailand.com)


### USA

D2M  
+27 11 465 1336  
[info@direct2mfg.com](mailto:info@direct2mfg.com)  
[www.direct2mfg.com](http://www.direct2mfg.com)




# KBC

THEDESIGNEDGE



**KBC**



www.kbchelmets.eu

Due to the reproduction process used in the production of this catalogue, KBC Europe Ltd are unable to guarantee that the colours reproduced replicate accurately the true product colours. Every care is taken to ensure that all information in this catalogue is correct at the time of going to press. Product specifications and prices may be changed at any time. KBC Europe Ltd reserve the right to alter specification without prior notice.

Copyright © 2010/2011 KBC Europe Ltd. All rights reserved  
Photos with thanks to Steve Hutchings (www.sphphotos.com)  
/ Toby Fuller / Jonathan Williams  
Design: [wda-automotive.com](http://wda-automotive.com)